

**Final
Version**

Issued March 2025

No regular annual issue.
Keep your copy secure.



英語版 English Version

**Segregating Recyclables from Garbage
Disposal of Recyclables and Garbage**




























資源とごみの 分け方出し方

ガイドブック

Chiryu City Garbage Disposal Guide



Seperated,
they're resources.
Mixed together,
they're garbage.

 Important Notice Regarding Garbage Separation			
Recyclable materials	 Garbage Disposal Facility Information	P.1	
	 Burnable garbage	P.4	
	 Recyclable plastics	P.6	
	 Glass bottles used for food and beverages	P.8	
	 Aluminum cans	P.9	
	 Steel cans	P.10	
	 Plastic bottles	P.11	
	Non-burnable garbage	 Plastic composites	P.12
		 Metal	P.12
		 Consumer electronics	P.13
 Wire		P.14	
 Electrical cords		P.14	
 Aerosol cans		P.15	
 Hazardous waste		P.15	
 Glassware		P.16	
 Ceramics		P.16	
 Landfill waste		P.17	
 Used cooking oil	P.17		
 Small rechargeable batteries	P.18		
 Oversized garbage	P.19		
 Waste garments	P.20		
 Waste paper	P.21		
 Four designated types of home appliances	P.23		
 Small consumer electronics are collected	P.24		
 Garbage that is not collected	P.25		
 Quick Guide to Separating Garbage	P.26		



Environmental Affairs Division,
Citizen Affairs Department, Chiryu City
3-1 Hiromi, Chiryu-shi, 472-8666
TEL 0566-95-0126
FAX 0566-83-9765



**SUSTAINABLE
DEVELOPMENT
GOALS**

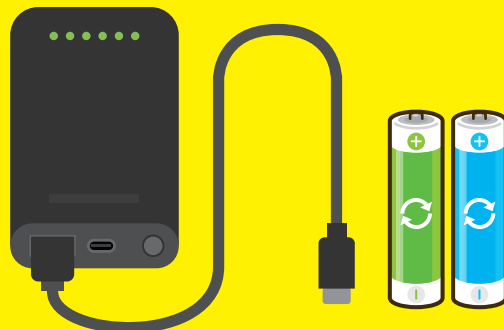
SDGs未来都市 知立市は
持続可能な開発目標(SDGs)を支援しています。

*The information in this guidebook is current as December 1, 2024. Check Chiryu City's website for the latest information.



Important Notice Regarding Garbage Separation

Mobile batteries and small rechargeable appliances should never be placed in Recyclable plastics bags or Plastic composites!



This can lead to ignition accidents at garbage trucks and waste disposal facilities.


Rechargeable batteries built into mobile batteries and small rechargeable household appliances can easily short-circuit under pressure, causing severe heat and ignition hazards. Garbage trucks and recycling processes press and break garbage into small pieces, which can lead to ignition accidents if mixed with Recyclable plastics bags or Plastic composites.



Image and photo source: Japan Containers and Packaging Recycling Association (public-service corporation)

▲ Recycling facilities that caught fire due to rechargeable batteries.

**One person's improper waste separation can affect the entire Chiryu City's garbage disposal system.
Please separate your garbage correctly.**





Garbage Disposal Facility Information

Non-Burnable Garbage Treatment Plant (1 Itahari, Yamayashiki-cho, Chiryu-shi) - next to Chiryu Driving School

☎0566-95-0126

◎ **Contact :** (Weekdays only)

Waste Reduction Section, Environmental Affairs Division,
Chiryu City Hall

◎ **What can be brought in :**

Recyclable materials, non-burnable garbage, waste paper, waste garments, used cooking oil, small rechargeable batteries and household computers

◎ **Days and times garbage is accepted :**

Every day except Wednesday 9:00-12:00 and 13:00-16:00

*Closed on public holidays that fall on weekdays and the New Year's holiday.

◎ **Fee :** Only landfill waste requires a fee (20 yen per 10 kg).

However, there is no fee if the load per day is less than 100 kg.



Clean Center (46 Higashida, Hajodo-cho, Kariya-shi)

☎0566-21-5389

◎ **What can be brought in :** Burnable garbage and oversized garbage

(Plastic composites, metal, consumer electronics, newspaper, cardboard, magazines, empty cans, and plastic bottles can also be carried in at the same time.)

*Note that Magazines are different from the Recyclable Paper listed on P.21; empty tissue boxes and snack boxes cannot be brought in.

◎ **Days and times garbage is accepted :**

Monday-Saturday (including public holidays)

8:30-12:00 and 13:00-16:00

*Closed on Sunday and the New Year's holiday.

◎ **Fee:** Free

*General business waste can be carried in for a fee of 100 yen per 10 kg.



Idojiri Recyclables Collection Station (28 Idojiri, Yatsuhashi-cho, Chiryu-shi) - inside the Idojiri Parking Lot next to the Chiryu Culture Plaza

☎0566-95-0126

◎ **Contact :** (Weekdays only)

Waste Reduction Section, Environmental Affairs Division,
Chiryu City Hall

◎ **What can be brought in :**

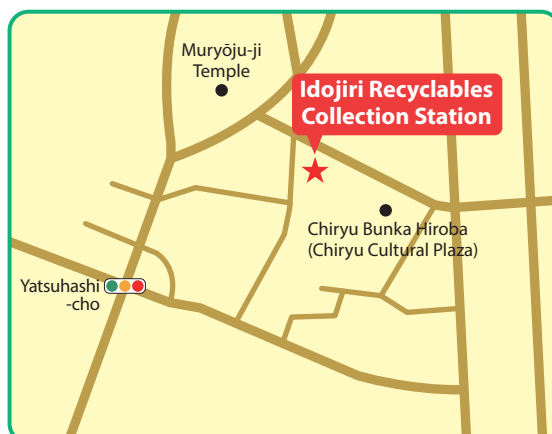
Waste paper (newspaper, cardboard, cartons, recyclable paper),
Waste garments

◎ **Days and times garbage is accepted :**

Every Tuesday to Sunday 9:30-16:30

*Closed during the New Year holidays and the Kakitsubata Festival.

◎ **Fee:** Free (Accepts only old used paper and cloth)





How to Dispose of Garbage

Burnable garbage collection routes and neighborhood garbage collection points can be found on the Chiryu City website under. " Chiryu City Map Service." *If your home does not face a burnable garbage route, speak with other residents or the local leader and determine where the garbage should be placed.

Follow the separation rules and dispose of garbage on the designated days and times!

Garbage Category	Collection Category	Collection Day	Collection Point	Details
Burnable garbage	Burnable garbage	City-wide Mon. & Fri. 5:00-8:00	Burnable garbage collection route or the Clean center(Note 1)	P.4
Recyclable plastics	Recyclable plastics	For Monday collection areas Mon.16:00-20:00 Tue.6:00-8:00 For Wednesday collection areas Wed.16:00-20:00 Thu.6:00-8:00 **"Recyclable plastics" are collected every week. "Recyclable materials" and "Non-burnable garbage" are collected every other week. Please see the Chiryu City Garbage Collection Schedule for what garbage is collected and when.	Neighborhood collection points or the Non-Burnable Garbage Treatment Plant (Note 1)	P.6
Glass bottles used for food and beverages (Colorless,brown,others)	Recyclable materials			P.8
Aluminum cans				P.9
Steel cans				P.10
Plastic bottles				P.11
Plastic composites			Non-burnable garbage	P.12
Metal	P.12			
Consumer electronics	P.13			
Wire	P.14			
Electrical cords	P.14			
Aerosol cans	P.15			
Hazardous waste	P.15			
Glassware	P.16			
Ceramics	P.16			
Landfill waste	P.17			
Used cooking oil	Used cooking oil	Direct delivery only	Non-Burnable Garbage Treatment Plant(Note 1)	P.17
Small rechargeable batteries	Small rechargeable batteries	Direct delivery only	Chiryu City Hall, Non-Burnable Garbage Treatment Plant or collection agencies(Note 1)	P.18
Oversized garbage	Oversized garbage	Direct delivery only	Clean Center (Note 1)	P.19
Waste garments	Waste garments	Direct delivery only	Non-Burnable Garbage Treatment Plant or at the Idojiri Recyclables Collection Station(Note 1)	P.20
Waste paper(Newspaper, cardboard, cartons, recyclable paper)	Waste paper	Direct delivery only	Non-Burnable Garbage Treatment Plant or at the Idojiri Recyclables Collection Station(Note 1)	P.21

*Some apartment buildings should take out their garbage to designated collection points.

(Note 1) Please see P.1 for times and days of the week during which the Clean Center and the Non-Burnable Garbage Treatment Plant and Idojiri Recyclables Collection Station are open.

3 Rules of Garbage Disposal

1

Let's use the garbage bags designated by Chiryu City.

2

Be sure to put garbage out at the assigned location on the correct collection date and time!

3

Let's separate them correctly.



Common Rules for Neighborhood Garbage Collection Points

- Users are to replace bins, containers, and so on.
- Make sure to take the garbage out on time and try to minimize the amount of noise.



↑ Chiryu City Map Service

Neighborhood garbage collection points (Recyclable materials , Non-burnable Garbage)

Monday collection areas		Wednesday collection areas	
Nagashino-cho area (Includes parts of Hiromi, Koei, and Nagata)	• Nagashino-cho Kominkan-mae • Koei Koen	Yamayashiki-cho area	• Mukaita Syokoen-higashi
Nakayama-machi area (Includes parts of Shinchi-cho and Uchisaiwai-cho)	• Nakayama Shiei Jutaku-mae	Yama-machi area (includes parts of Toei and Uchisaiwai-cho)	• Yama-machi-ku Kominkan-minami
Shinchi-cho (Horikiri and Shintomi) area (Includes parts of Minamishinchi, Koei, and Nagata)	• South of the former site of Mikawa-Chiryu Station • Horikiri 2-go Chushajo-minami	Naka-machi area	• Hoken Senta Chushajo-nai
Hon-machi area (Includes parts of Sakuragi-cho and Sakae)	• Hoken Senta Chushajo-nai	Yatsuda-cho area	• Yatsuda-cho Kominkan-mae • Yatsuda Jinja-ura
Takara-machi & Ikehata area (Includes parts of Sakae, Takara, and Torii)	• Takara-machi Kyu Kominkan Atochi-yoko • Ikehata Koen-kita	Ushita-cho area (Includes Ushida 1 & 2-chome)	• Ushita-cho Kominkan-mae Hiroba • Takane Shukajyo • Ushita Hokubu Kominkan-kita
Nishi-machi area (Includes part of Sakuragi-cho)	• Fukushi Taiikukan Minami Chushajo-nai • Nishi-machi Shukaijo • Iwase Geka-ura • Nishi-machi Kuramae • Fukushi Taiikukan Dai 3 Chushajo-tonari	Nanyo area (includes Shinike)	• Ohayashi Koen • Amakoda Jido Yuen
		Yatsuhashi-cho area	• Haimu Tojo-kita • Shiei Yatsuhashi Jutaku-nishi • Onagare (Tetto-shita)
Aizuma-cho area	• Marutsubo Koen-minami • Aizuma Kominkan-mae • Meiji Gyunyuten-kita • Kanayama Jutaku	Raikoji-cho area	• Raikoji-cho Okuwa Jinja
		Showa 1-chome area	• Sawatarigawa-zoi Meitetsu Ensen
		Showa 2-chome area	• Showa 5-go Koen-higashi • Showa Gurando-higashi
Nishioka-cho area	• Chiryu Pabirion-nishi	Showa 3-chome area	• Showa 2-go Koen-higashi
Kamishigehara-cho area	• Kamishigehara Kominkan-minami • Kamishigehara Koen-higashi • Torii 2-chome	Showa 3-chome 1 area	• 33-goto-nishi
		Showa 4-chome area	• Showa 3-go Koen-nishi
		Showa 5-chome area	• Showa 4-go Koen-kita
Kobo-cho area	• Kyu Kobo-cho Shukaijo-ato	Showa 6-chome area	• 61-goto-minami • 65-goto-higashi
Nishinaka-cho area	• Nishinaka-cho Dai 2 Kominkan-mae • Nishinaka-en Minami	Showa 7-chome area	• 40-goto-minami • 46-goto-higashi
Shinbayashi-cho area	• Former location of Hataori Pond • Wareme-gawa Ryokuchi	Showa 8-chome area	• 23-goto-minami
Yata-cho area	• Yata-cho Community Center • Yata-cho Dai 1 Kominkan	Showa 9-chome area	• 6-goto-nishi

Designated bags in Chiryu City

Designated bags in white




▲ Burnable garbage

Designated bags in blue



▲ Recyclable plastics



↑ Chiryu City website

*You can purchase them at supermarkets, convenience stores, drugstores, and hardware stores. Please check the website to see where they are sold.



Burnable garbage

Designated
garbage bags: Yes



*As collection times may change according to various circumstances, always be sure to take out garbage by 8:00 AM.

Garbage taken out after the garbage truck comes by will not be collected.

Items that can be thrown away ○

Food scraps, desiccants/cold packs, disposable diapers (flush only waste down the toilet), balls, cutting boards (5 mm or larger), disposable body warmers, rubber products, leather products, dirty plastic bottles, dirty plastic containers and packaging waste, dirty fabrics, non-recyclable paper (P.21), grass, leaves, trees, etc.



Key point①!

- String-like items longer than 50 cm and cutting boards thicker than 5 mm count as "**Burnable garbage**", even when made of plastic.



Key point②!

- Stuffed toys, footwear with both sides together, and bags should be disposed of as "**Waste garments**" for reuse.



Items that cannot be thrown away ✕

- Garbage that only has a designated garbage bag attached to it or garbage that does not fit entirely into a bag
-> "**Oversized garbage**" (P.19)
- Pruned branches that do not fit inside designated garbage bags should be delivered directly to the Clean Center (P.1, P.19).
(Length 2 m x diameter 10 cm or less, or length 1 m x diameter 15 cm or less)



Home appliances, dry-cell batteries, button cell batteries, and rechargeable batteries can cause fires. NEVER place these in a garbage bag.





Tips on reducing burnable garbage

- ① Consider whether your items can be recycled before disposing of them as burnable garbage.
- ② Dry off any excess moisture before placing items in garbage bags.
- ③ Use food scraps as compost.



Please drain excess liquid from burnable garbage.

About 80% of kitchen waste is liquid. Draining excess liquid can reduce the amount of burnable garbage and limit odors, which also helps prevent burnable garbage from being strewn on the street by crows and cats.


For those reluctant to squeeze excess liquid from kitchen waste with their hands, using a CD or plastic bottle can help easily squeeze excess liquid without causing discomfort.



There are free rental systems and purchase subsidy systems for electric kitchen waste treatment machines.

In order to reduce the amount of garbage generated by each home, the city offers free electric kitchen waste treatment machine rentals and the following assistance for purchasing electric kitchen waste treatment machines.

For more information on how to apply, contact the Environmental Affairs Division or see the Chiryu City website. Please apply within 30 days of purchase.




↑ Chiryu City website ↑



Free rental for branch crushers

To encourage the effective use of pruned branches generated from homes, Chiryu City will be renting "Branch Crushers" to its residents for free. Visit the Chiryu City website for more information.



↑ Chiryu City website

Do not dispose as burnable garbage!



- Newspaper, cardboard, cartons, recyclable paper -> "Waste paper" (P.21)
- Clothes that can still be worn -> "Waste garments" (P.20)





Recyclable Plastics

(Plastic containers and Packaging/products made entirely of plastic)

Designated
garbage bags: Yes



Plastic Containers and Packaging

Items that can be thrown away ○



← In general, those items with a plastic identification code attached can be thrown away.

Food bags (snacks, bread, frozen food, etc.), plastic bottle labels and caps, plastic bags, plastic bottles [shampoo, detergent, etc. (including all pumps and nozzles, etc.)], plastic food trays, cups (yogurt, pudding, etc.), egg cartons, Styrofoam, etc.



Labels showing
product names
and prices need
not be removed !

Rinse containers and wrappers that contained food with water to clean off any dirt and dispose of them.

*Containers not used for food, such as shampoo bottles, can be disposed of as is as long as the contents do not leak out when the bottle is turned upside down.



Key point !

- Some items without a plastic identification code can also be thrown away. Nets (Nets for tangerines, onions, etc.) Styrofoam and packaging (packaging wrapped around produce and protective material used with consumer electronics, etc.)

*Items that are too big to fit in bags should be broken down and placed in the designated garbage bags.

Wash clean and dry before placing in the designated bags.



How to tell if the container is clean

Waste that cannot be completely cleaned after rinsing with water can be disposed of as "Burnable garbage" !

- It does not contain anything.
- Liquid does not drip even when the container is turned upside down.
- No smell even after a week in the collection bag.



Products made entirely of plastic

Items that can be thrown away ○

● Items made of 100% plastic must be smaller than specification of items classified as bulky waste (dimensions must not exceed 55 cm x 40 cm x 31 cm) and 5 mm or less in thickness.* Clean with water to remove dirt before disposing.



Items that cannot be thrown away ✕

- Segregate waste containing even a small amount of non-plastic materials under "**Plastic composites**" (P.12), plastic bottles under "**Plastic bottles**" (P.11), and battery/electric appliances under "**Consumer electronics**" (P.13).
- Plastic tanks that have been used to contain flammable liquids must be disposed of under the "**Plastic composites**" (P.12) category, even if they are made of 100% plastic.



Requesting
your
cooperation

Cut strings or sheets into pieces 50cm long or less before placing them in a garbage bag!

- Dispose of items that cannot be cut into pieces up to 50 cm long as "**Burnable garbage**" (P.4) .



Home appliances, dry-cell batteries, button cell batteries, and rechargeable batteries can cause fires. NEVER place these in a garbage bag.)





Glass bottles used for food and beverages (Colorless, brown, others)

Designated
garbage bags: No

Place directly into the blue bins at the collection point.

Items that can be thrown away ○

- Glass bottles used for food and beverages (even if broken).



How to dispose

- ① Remove the cap.
- ② Rinse out the inside.
- ③ Split into three colors.



These are ready to be collected.



▲Colorless



▲Brown



▲Others▲



Key point !

- Aluminum caps -> "Aluminum cans" (P.9), Steel caps -> "Steel cans" (P.10)
- Items made from plastic such as plastic caps for 1-sho bottles (1.8 liter bottles) and other large bottles -> "Plastic composites" (P.12).



Items that cannot be thrown away ✕

- Non-food and beverage glass bottles for cosmetics and medical products (other than oral drugs), etc. -> "Glassware" (P.16)
- Leftover food and dirty containers -> "Landfill waste" (P.17)
- Milky-white colored bottles -> "Ceramics" (P.16)





Aluminum cans

Designated
garbage bags: No

Place directly into the containers or the blue bins at the collection point.



Items that can be thrown away ○

● Aluminum cans and those items with this logo. ➡



These are ready to be collected.



Key point !

- Rinse the inside and crush slightly.
- Aluminum caps and lids
-> "Aluminum cans"
- Steel caps and lids
-> "Steel cans" (P.10)



The lid is considered an Aluminum cans.



The can is considered a Steel cans.



How to tell the difference between aluminum and steel cans

- Sticks to a magnet -> "Steel cans"
- Does not stick to a magnet -> "Aluminum cans"

Items that cannot be thrown away ✕

- Dirty or very rusty items -> "Metal" (P.12)





Steel cans

Place directly into the containers or the blue bins at the collection point.

Designated
garbage bags: No



Items that can be thrown away ○

● Steel cans (bath salt cans and snack cans also apply), steel caps and lids and other items without this logo can also be thrown away. ➡



Key point !

- Rinse the inside and throw out.
- Steel lids for glass and other bottles are considered "Steel cans".



Items that cannot be thrown away ✕

● Dirty or very rusty items, as well as motor oil cans and other hard-to-clean items -> "Metal" (P.12)





Plastic bottles

Place directly into a gunny sack or the blue bins at the collection point.

Designated
garbage bags: No



Items that can be thrown away ○

- Plastic bottles (bottles for beverages, alcohol, soy sauce, etc.) and items with this logo. ⇨ ⇨ ⇨ ⇨



PET



How to dispose

- ① Remove the cap and label.
- ② Rinse the inside and crush slightly.



Key point !

- Labels (plastic) and caps are considered "Recyclable plastics" (P.6), while paper labels are considered "Burnable garbage" (P.4)
- Plastic bottles can also be taken to the following stores that help collect plastic bottles. (There are collection receptacles at or near the entrances.)

- ★ GALLERIA APiTA Chiryu
- ★ Piago Chiryu
- ★ Domy Chiryu
- ★ Shimobayashi
- ★ Marutoyo

These are ready to be collected.



Items that cannot be thrown away ✕

- Dirty plastic bottles -> "Burnable garbage" (P.4)





Plastic composites


Place directly into the containers or the blue bins at the collection point.

Designated
garbage bags: No

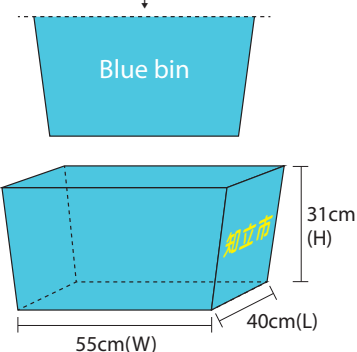


Items that can be thrown away ○

● Toys (battery-operated items are considered home appliances), clothespins, clothespin hangers, futon pegs, ballpoint pens, mechanical pencils, and other items made partly of non-plastic materials or 100% plastic products that cannot be thoroughly cleaned.



The item can be thrown away
if it fits in the blue bin



Items that cannot be thrown away ✕



- Items larger than the blue bins (55cm(W)×40cm(L)×31cm (H))
-> "Oversized garbage" (P.19)
- Battery-operated toys
-> "Consumer electronics" (P.13)



Metal

Place directly into the containers or the blue bins at the collection point.

Designated
garbage bags: No



Items that can be thrown away ○

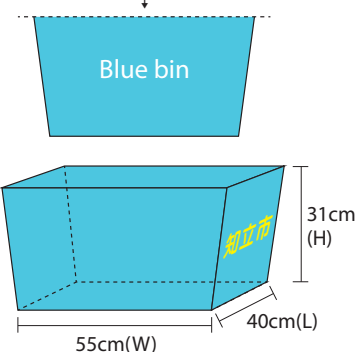
● Kettles, frying pans, pots, thermoses, objects with blades such as knives and scissors, dirty cans such as oil cans and paint cans, etc. Items made from composite materials that include metal.



*Objects with blades should be
wrapped in newspaper or cloth.



The item can be thrown away
if it fits in the blue bin



Items that cannot be thrown away ✕

- Items larger than the blue bins (55cm(W)×40cm(L)×31cm(H)) -> "Oversized garbage" (P.19)
- Wire clothes hangers and umbrella frames -> "Wire" (P.14)
- Electrical cords -> "Electrical cords" (P.14)





Consumer electronics

Designated
garbage bags: No

Place directly into the blue bins at the collection point.



Items that can be thrown away ○

● Items that operate via electricity or batteries, including clothes irons, VCRs, boomboxes, hair dryers, microwaves, printers, calculators, digital cameras, rice cookers, remotes, cell phones, videogame devices, etc.




Key point!

Please remove batteries before disposal.

- Removed dry-cell and button-cell batteries -> **"Hazardous waste"** (P.15)
- Small rechargeable batteries (nickel-cadmium batteries, nickel-metal hydride batteries, lithium-ion batteries) -> **"Small rechargeable batteries"** (P.18)
- The 10 articles listed under Small Appliances can also be brought to the collection sites for disposal. (P.24)

Items that cannot be thrown away ✕

- Items larger than the blue bins (55cm(W)×40cm(L)×31cm(H)) -> **"Oversized garbage"** (P.19)
- **Four designated types of home appliances** (TVs, air conditioners, washing machines and dryers, and refrigerators and freezers) (P.23)
- Computers (P.24)





Wire


Place directly into the blue bins at the collection point.

Designated
garbage bags: No



Items that can be thrown away ○

- Umbrella frames, chains, wire, wire clothes hangers, and other long, thin metal objects that may become caught in Clean Center equipment and cause a malfunction.



*Items other than the umbrella frame must fit inside the blue bin. (55cm(W)×40cm(L)×31cm(H))



Key point !

- Remove the fabric portion from umbrellas, leaving just the umbrella frame.

Burnable
garbage




Wire



Electrical cords

Place directly into the blue bins at the collection point.

Designated
garbage bags: No



Items that can be thrown away ○

- Consumer electronics cords, extension cords, charger cables, earphones, power strips, and other long, thin objects that might become caught in Clean Center equipment and cause a malfunction.





Aerosol cans

Place directly into the blue bins at the collection point.

Designated
garbage bags: No



Items that can be thrown away ○

- Empty aerosol cans (gas cylinders, medical cans, cosmetics cans, etc.)



Key point !

- When emptying cans, do so in a well-ventilated area.
- Aerosol cans can be thrown away without opening holes in them.

Items that cannot be thrown away ✕

- Aerosol cans that are not completely empty.

Aerosol cans may explode while being collected!



Hazardous waste

Place directly into the blue bins at the collection point.

Designated
garbage bags: No



Items that can be thrown away ○

- Fluorescent tubes (even if broken), alkaline batteries, watch batteries*

*Thermometers that use mercury are only collected by the Non-Burnable Garbage Treatment Plant.



Items that cannot be thrown away ✕

- Small rechargeable batteries (such as NiCd batteries, NiMH batteries, Li-ion batteries, etc.)
-> "Small rechargeable batteries" (P.18)





Glassware


Place directly into the blue bins at the collection point.

Designated
garbage bags: No



Items that can be thrown away ○

- Mirrors and glass bottles used for anything other than food or beverages.



Items that cannot be thrown away ✕

- Crystal glass -> "Landfill waste" (P.17)
- Glass bottles with leftover food or stains that cannot be removed -> "Landfill waste" (P.17)
- Glass juice bottles, etc. -> "Glass bottles used for food and beverages" (P.8)



▲Crystal glass



Ceramics

Place directly into the blue bins at the collection point.

Designated
garbage bags: No



Items that can be thrown away ○

- Tea bowls, flower pots, vases and ceramic products etc.



Milky-white
colored bottles
-> "Ceramics"



Key point !

- "Glassware" and "Ceramics" cannot be processed by the Clean Center. Make sure to remove any attached to "Oversized garbage" or "Plastic composites" before placing in "Glassware" and "Ceramics"



Landfill waste

Place directly into the blue bins at the collection point.

Designated
garbage bags: No



Items that can be thrown away ○

● Lighters (regardless of how empty they are), tiles, roof tiles, crystal glass, glass bottles with leftover food or stains that cannot be removed, concrete blocks, dirt from household gardens, ash, rocks, etc.



Key point !

- In cases of 100 kg or more, bring directly to the Non-Burnable Garbage Treatment Plant. The fee is 20 yen per 10 kg.
- When placing ash or dirt in a blue bin, first place in an appropriate bag so that it does not fall from the blue bin.

Items that cannot be thrown away ✕

● Items demolished by businesses -> "Industrial waste" *Make a request to a demolition company.



Used cooking oil

Collected only at Non-Burnable Garbage Treatment Plant.

Designated garbage bags: No

Items that can be thrown away ○

● Home-use vegetable-derived cooking oil (e.g., salad oil).



Key point !

- Remove any solid matter from the oil, such as tempura batter bits.
- Allow to cool and take to the Non-Burnable Garbage Treatment Plant.



Items that cannot be thrown away ✕

● Animal-based oils (lard, etc.), mineral-based oils (kerosene, engine oil, etc.), hardened oils, oils from restaurants.





Small rechargeable batteries


Designated garbage bags: No

Place into recycling bins at Chiryu City Hall, Non-Burnable Garbage Treatment Plant or collection agencies.

Items that can be thrown away ○

- Three types of small rechargeable batteries (NiCd batteries, NiMH batteries, and Li-ion batteries) made by JBRC member companies can also be dropped off at recycling bins at cooperating recycling sites.

See the JBRC website (<http://www.jbrc.com>) for more information on locations that help with recycling.



↑ JBRC



Ni-Cd



Ni-MH



Li-ion

← Items with this logo

Examples of devices that use small rechargeable batteries



*Remove batteries from the device and deposit only in the recycling box.
 *Power banks will be collected as they are. Do not disassemble.



Key point!

- Cannot be disposed of at municipal waste collection sites.
- Discharge and insulate before disposal.

Items that cannot be thrown away ✕

- Batteries from companies other than JBRC members, batteries from unknown manufacturers, broken batteries such as those with water damage or swelling, and laminated batteries without housing will only be collected at the Chiryu City Non-Burnable Garbage Treatment plant or the Chiryu City Hall Environment Department counter.



Oversized garbage

Bring directly to the Clean Center.

Items that can be thrown away ○

- Items larger than the blue bins(55cm(W)×40cm(L)×31cm(H)) and under 1.5m(W)×1m(L)×2m(H).
- Futons, mattresses, beds, dressers, chairs, desks, shelves, carpet, gas tables, tatami mats, baseball bats, golf clubs, bicycles, etc.



Items that cannot be thrown away ✕

- Glass items, enameled items, and concrete products -> Bring to the Non-Burnable Garbage Treatment Plant.

Transportation vehicle rental system for bringing in oversized garbage (brought in by users)



To make a reservation, call or go to the Environmental Affairs Division during city hall business hours. Reservations may be made the day of and up to one month before the desired day of use.

● Fee

This service is free of charge. Starting in April 2019, users will be required to refuel the vehicle based on the amount used.

● Collection rental times (half days)


Monday-Saturday (including public holidays)

① 9:00-12:30 ② 13:00-16:30

Note that the vehicle cannot be used for any other purpose other than bringing garbage to the Clean Center.

Door-to-door oversized garbage collection system (paid)

- To make a reservation, call or go to the Environmental Affairs Division during city hall business hours (Tel:0566-95-0126).
- Collected every Wednesday. Users can select the Wednesday on which they wish for the garbage to be collected, starting from the following week.
- On the collection day, stick an Oversized Garbage disposal ticket (1,040 yen per ticket, with one ticket per item) and take the garbage to where a car can be parked such as a parking lot or garden by 8:00 AM.
- Collected even when it rains. (Make sure that the waste disposal ticket does not peel off.)
- Oversized Garbage disposal tickets are sold at the city hall, some supermarkets and convenience stores and so on.



↑ Chiryu City website

***Bulky waste that has not been applied for collection beforehand or has no bulky waste disposal ticket attached cannot be picked up.**



Waste garments

Designated garbage bags: No

Non-Burnable Garbage Treatment Plant or the Idojiri Recyclables Collection Station.

Items that can be thrown away ○

- Clothes that can still be worn, underwear, handkerchiefs/scarves, curtains, blankets, towels, bedding covers, full pairs of shoes, hats, bags, stuffed animals, etc.



- **Place in a transparent bag and bring directly to the Non-Burnable Garbage Treatment Plant.**
- Please provide full sets of clothing (containing upper and lower clothes).
- Do not remove buttons, zippers, belts, or other accessories.
- **Idojiri Recyclables Collection Station does not accept shoes and stuffed toys.**

Items that cannot be thrown away ✕


- Socks, fabric scraps -> **"Burnable garbage"** (P.4)
- Dirty, wet, or damaged items -> **"Burnable garbage"** (P.4)
- Futons and other items containing cotton or feathers -> **"Burnable garbage"** (P.4), or **"Oversized garbage"** (P.19)
- Stuffed animals containing beads and foam cushions -> **"Burnable garbage"** (P.4)
- Trunk cases and attache cases -> aluminum **"Metals"** (P.12), plastic **"Plastic composites"** (P.12), wood **"Burnable garbage"** (P.4) or **"Oversized garbage"** (P.19).



We encourage everyone to use collection sites for Waste garments provided by recyclable resource collection groups (neighborhood associations, elementary and junior high school PTAs, and children's associations), public facilities, and private businesses.

- "Public Facility Collection Sites" and "Private Business Collection Sites" -> (P.22)

*Go here to learn more about the collection schedule for recyclable resource collection groups (neighborhood associations, elementary and junior high school PTAs, and children's groups).→





Waste paper


(newspaper, cardboard, cartons, recyclable paper)

Non-Burnable Garbage Treatment Plant or the Idojiri Recyclables Collection Station.

Designated garbage bags: No

Items that can be thrown away ○

- Newspaper (including flyers), cardboard, cartons, and recyclable paper (pamphlets, posters, weekly magazines, manga, notebooks, textbooks, phonebooks, etc.)



Key point!

- Separate into the 4 categories above.
- Cardboard should be tied together before taken out for collection.
- Wet items should be dried before taken out for collection.
- Using paper bags to create a garbage bag for recyclable paper makes it easy to keep all recyclable paper together.



Items that cannot be thrown away ✕

- Items with aluminum inside, waxed or laminated items, carbon paper, thermal paper, photos, and stickers" -> **"Burnable garbage"** (P.4)


(The above items cannot be collected as waste paper even if they bear the paper mark because they are unsuitable for recycling.)



We encourage everyone to use collection sites for Waste paper provided by recyclable resource collection groups (neighborhood associations, elementary and junior high school PTAs, and children's associations), public facilities, and private businesses.

- "Public Facility Collection Sites" and "Private Business Collection Sites" -> (P.22)

*Go here to learn more about the collection schedule for recyclable resource collection groups (neighborhood associations, elementary and junior high school PTAs, and children's groups).→





Collection sites for "Waste garments" and "Waste paper"



Public facility collection sites

Name	Address etc.	Newspaper	Magazines	Cardboard	Milk cartons	Waste garments
Idojiri Recyclables Collection Station	28 Idojiri, Yatsushashi-cho, Chiryu-shi (inside the Idojiri Parking Lot)	○	○	○	○	○
Chiryu City Hall	3-1 Hiromi, Chiryu-shi					○
Chiryu City Chuo Public Hall	3-1 Hiromi, Chiryu-shi					○
Chiryu City Library	2-3-3 Minamishinchi, Chiryu-shi					○
Sugi Pharmacy Chiryu Welfare Arena (Chiryu City Welfare Gymnasium)	10-5 Kusakari, Nishimachi, Chiryu-shi					○
Chiryu City Health Center	11-2 Sakuragi, Sakuragi-cho, Chiryu-shi					○
Yatsuda Welfare Village (Community Welfare Center)	43 Izumi, Yatsuda-cho, Chiryu-shi					○

*Waste garments to be collected at public facilities follow the items listed under "Waste garments" on p. 20.
Please be advised that Idojiri Recyclables Collection Station does not accept stuffed toys or shoes.

Privately-owned collection sites

● Only sites that have obtained prior authorization are listed here. ● Collection rules vary depending on the site.
Please be sure to comply with the collection rules of the collection site when using their services.

Name	Address etc.	Newspaper	Magazines	Cardboard	Milk cartons	Waste garments
GALLERIA APiTA Chiryu	18-1 Oyama, Nagashino-cho, Chiryu-shi				○	○
Ecofun Chiryu Shinike Station	1-71-3 Shinike, Chiryu-shi	○	○	○	○	
Kohnan Chiryu	18-26 Oyama, Nagashino-cho, Chiryu-shi	○	○	○	○	
Sanyodo Bookstore Chiryu	6-2-12 Higashi-Kamishigehara, Chiryu-shi	○	○	○		
Shimobayashi★	13-1 Shinkawa, Nishimachi, Chiryu-shi	○	○	○		
Sugi Pharmacy Shinbayashi	39-1 Hirakusa, Shinbayashi-cho, Chiryu-shi					○
Sugi Pharmacy Ushita Higashi	25-1 Yuyama, Ushita-cho, Chiryu-shi					○
Sugi Pharmacy Chiryu Kita	2-31 Mitarashi, Yamamachi, Chiryu-shi					○
Sugi Pharmacy Kamishigehara	6-21 Kamishigehara, Chiryu-shi					○
DCM Chiryu	105-4 Kitayashita, Yata-cho, Chiryu-shi	○	○	○	○	○
Domy Chiryu	53-1 Minoike, Kamishigehara-cho, Chiryu-shi				○	
Piago Chiryu	1-2-6 Minami-shinchi, Chiryu-shi	○	○	○	○	○
V Drugstore Chiryu★	21-3 Nagata, Chiryu-shi	○	○			
V Drugstore Ushita★	52-8 Amakoda, Ushita-cho, Chiryu-shi	○	○			

★ Bind together with rope or string before disposing.

*Waste garments to be collected at GALLERIA APiTA Chiryu, Piago Chiryu, all Sugi Pharmacy stores follow the items listed under "Waste garments" on p. 20.



Four designated types of home appliances

How to throw away TVs, air conditioners, washing machines and dryers, and refrigerators and freezers

- ◎ A recycling fee will apply when disposing of televisions, air conditioners, washing machines, dryers, refrigerators, and freezers.

Disposal Method

① Ask a home appliance retailer to help with disposal.

When purchasing replacements, ask the retailer to retrieve your unneeded appliance.

● Cost -> Recycling fee + collection and transportation fee (varies by store)

② Door-to-door collection.

The city goes to the user to collect the item. A reservation in advance is required. Call or go to the Environmental Affairs Division (Tel:0566- 95-0126) to make a reservation.

● Cost -> Recycling ticket+ collection transportation ticket (2,240 yen)

③ The user brings the appliance to the Clean Center or the Non-Burnable Garbage Treatment Plant.

● Cost -> Recycling ticket + collection transportation ticket (1,200 yen)

④ The user brings the appliance to a designated collection point (see the table below). ● Cost -> Recycling ticket

◎ Contact : Home Appliance Recycling Ticket Center ☎0120-319-640

Designated Collection Point		
Sagawa Express(Toyota Office)	22 Oshita, Kamioka-cho, Toyota-shi	☎(0570)01-0579
Toei (Okazaki Branch)	16-1 Tateishi, Ohira-cho, Okazaki-shi	☎(0564)65-5181
Nippon Express (Okazaki)	107 Nishi-Ueno, Ohira-cho, Okazaki-shi	☎(0564)73-7755

When disposing of the four designated types of home appliances, the user is responsible for the recycling fee and the transportation fee to the designated collection location. Pay the recycling fee and the transportation fee at a city post office to receive a recycling ticket and a collection transportation ticket. Note that recycling fees differ according to the manufacturer; check for the manufacturer before purchasing a recycling ticket.(TVs differ according to size, and refrigerators also differ according to the total rated volume.) **Even when used domestically, commercial air conditioners, refrigerators, and freezers cannot be disposed of by the city as they contain chlorofluorocarbons (CFCs). Consult a licensed professional, retailer, or a Chiryu City waste collection and transportation contractor.**





Small consumer electronics are collected

**Some used small consumer electronics contain valuable or useful metals.
The city operates locations in order to collection these resources.**

Applicable items

Cell phones, portable audio players, portable video game devices, digital cameras, video cameras, electronic dictionaries, calculators, portable car navigation systems, remotes, AC adapters and other electrical cords



Collection locations

● City Hall lobby, the Non-Burnable Garbage Treatment Plant, Chiryu City Library, GALLERIA APITA Chiryu

Computers/Disposal procedures

① Bring directly to the Chiryu City Non-Burnable Garbage Treatment Plant. (P. 1)


- Application : Not required (bring directly to the plant)
- Fee : Free
- Conditions : **Make sure to delete all personal information. The city will not take any responsibility.**

② Apply for home pickup using the Renet Japan delivery service.

- Application : Required Apply on the Renet Japan website.
- Fee : Free (If the computer is in a box)
- Conditions : Total dimensions (W × L × H) must be no greater than 140 cm , and the box must be no heavier than 20 kg.
- Note : In addition to computers, more than 400 different types of consumer electronics can be collected at the same time if packed in the same box with a total weight of 20 kg or less.
- Contact : **Renet Japan**

☎0570-085-800

URL:<http://www.renet.jp/>





Garbage that is not collected

Garbage generated through business

Waste generated by any business activity, regardless of the size of the business and whether or not it is for profit, is considered commercial waste and cannot be disposed of at the Chiryu's waste collection sites. Businesses are responsible for the proper disposal of waste generated in the course of their activities. Waste generated from business activities (excluding industrial waste) can be disposed of through the following methods.

① Establish a contract with a waste disposal contractor.

② Bring the waste directly to the Clean Center (Fee: 100 yen per 10 kg).


*Examples of businesses -> companies, restaurants, stores, factories, agriculture, hospitals, barbers and beauty stores, welfare facilities, inns, neighborhood associations, PTA, children's associations, etc.

*Industrial waste: 20 types of waste generated as a result of business activities, including waste plastics, metals, and rubble, as specified by law.

● If you wish to consult regarding the disposal of industrial waste, contact the Waste Management Section at the Nishi-Mikawa, Aichi Prefectural Office. (Tel: 0564-27-2877)

Dangerous waste and waste requiring complex disposal

Car and motorcycle parts, tires, pianos, propane gas cylinders, fireproof safes, explosives, batteries, fire extinguishers, Buddhist altars, agricultural equipment, gasoline, petroleum, kerosene, diesel oil, other types of oil, unused fireworks, cans containing waste liquid or paint, powerful drugs, agricultural chemicals, Products that use chlorofluorocarbons (air coolers, water dispensers, etc.), etc.



Go here to learn about Chiryu City waste collection and transportation contractor ↑

● Gas cylinders...Contact the Aichi Prefecture LP Gas Association (☎052-261-2896)

● Fireproof safes...Contact the Chubu Safe & Furniture Association (☎052-251-4851)

● Fire extinguishers...Contact the Fire Extinguisher Recycle Promotion Center (☎03-5829-6773)

*For other waste requiring complex disposal, contact a specialist, a store, or a waste collector granted permission by Chiryu City.

Please beware of illegal garbage collectors!

In order to collect and dispose of household garbage, a general garbage collection and transportation permit from the municipality is required. If you ask an unauthorized service provider to dispose of your garbage, they may charge you a significant fee. Please do not use any service from illegal garbage collectors.



Quick Guide to Separating Garbage

Use this Quick Guide when unsure of how to throw away a certain item or unsure of how to separate your garbage. If an item is not listed in this Quick Guide, search online using the Chiryu City Garbage Checker or contact the Environmental Affairs Division.

☎0566-95-0126



	Item	Category	Important point		Item	Category	Important point
A	Clothes irons	Consumer electronics		KA	Curtains	Waste garments	Dirty or damaged items should be disposed as “Burnable Garbage”
	Ironing boards	Oversized garbage			Carpet	Oversized garbage	
	Empty cans	Aluminum cans			Heat packs	Burnable garbage	
		Steel cans			Mirrors	Glassware	
	Acrylic plates	Recyclable plastics	Plastic products that have materials other than plastic attached to them are “Plastic Composites”		Umbrellas	Wire	Remove the fabric/ plastic component.
	Hemp twine	Burnable garbage			Batteries(alkaline)	Hazardous waste	
	Pressure cookers	Metal			Canned food	Aluminum cans	
	Protective shoes	Waste garments	Shoes with matching left and right sides can be collected as “Waste Garments”			Steel cans	
		Burnable garbage			Instant noodle cups	Recyclable plastics	Only those marked with Plastic Mark
Screen doors	Oversized garbage		Bags	Waste garments	Plastic products are “Plastic Composites”		
Aluminum foil	Burnable garbage	Thick aluminum foil items such as for yaki udon are considered “Metal”		Burnable garbage			
I	Rocks	Landfill waste		KI	Gauze	Burnable garbage	
	Chairs	Oversized garbage			Gas stoves	Metal	Stoves with two or more burners are considered “Oversized Garbage”
	1-sho bottles (1.8 liter bottles)	Glass bottles used for food and beverages	Remove all caps		Cassette tapes	Recyclable plastics	Please cut the tape into pieces of 50 cm or less and place them in the designated bag.
	Earphones	Electrical cords			Desiccants	Burnable garbage	
	Clothes	Waste garments	Dirty or damaged items should be disposed as “Burnable Garbage”		Wood	Burnable garbage	Items that do not fit in the designated garbage bags are considered “Oversized Garbage” (limited to 2 m in length x 10 cm in diameter or 1 m x 15 cm in diameter)
U	Flowerpots	Ceramics	Plastic products are “Recyclable Plastics”		Stepladders	Oversized garbage	
	Inner tubes	Recyclable plastics	Rubber items are “Burnable Garbage”; if they are to be used as Recyclable Plastics, cut them to be less than 50 cm long.		Vanities	Oversized garbage	Remove the mirror from items that cannot be reused before bringing in.
	Fans(paper fans)	Burnable garbage			Safes	Metal	Fireproof safes are not collected
E	Air conditioners	Four designated types of home appliances	Users are charged a fee. (P.23)		KU	Pumps (bicycle pumps)	Metal
	Paint tubes	Burnable garbage		Glass bottles (medical products) (oral drugs)		Glass bottles used for food and beverages	Glass bottles for medical creams (other than oral drugs) are considered “Glassware”
	Electronic Organ	Oversized garbage		Cushions		Burnable garbage	
	Extension cords	Electrical cords		Transparent folders		Recyclable plastics	
	PVC pipes	Oversized garbage	Limited to households	Crystal glass		Landfill waste	
O	Oil cans	Metal	Remove the contents of the can.	KE	Fluorescent tubes	Hazardous waste	
	Oil heaters	Oversized garbage			Diatomite bath mats	Ceramics	Limited to 1 mat. Multiple mats are considered “Landfill Waste”. *Consult your local retailer for products containing asbestos.
	Toys (electric/battery operated)	Consumer electronics	Batteries are considered “Hazardous Waste”		Cell phones	Consumer electronics	Can be thrown away as “Small Consumer Electronics”
	Toys (100% made of plastic)	Recyclable plastics	Plastic products that have materials other than plastic attached to them are “Plastic Composites”		Shoe shelves	Oversized garbage	
	Bowls (plastic)	Recyclable plastics					
	Bowls (wood)	Burnable garbage					

	Item	Category	Important point		Item	Category	Important point
KO	Tools	Metal	Remove any objects generated through business.	TA	Towels	Waste garments	Dirty or damaged items should be disposed as "Burnable Garbage"
	Perfume bottles	Glassware			Tatami mats	Oversized garbage	
	Golf bags & clubs	Oversized garbage			Tupperware containers	Recyclable plastics	
	Golf balls	Burnable garbage			Tablets	Consumer electronics	Can be thrown away as "Small Consumer Electronics"
	Kotatsu tables	Oversized garbage			Egg cartons(plastic)	Recyclable plastics	
SA	Sideboards	Oversized garbage		TI	Cardboard	Waste paper	
	Soccer balls	Burnable garbage			Chains	Wire	
	Magazines	Waste paper			Child car seats	Oversized garbage	
	Cushions (throw pillows)	Burnable garbage Oversized garbage			Syringes and needles	Not collected	P.25
SI	CD•DVD	Recyclable plastics		TU	Dustpans	Recyclable plastics	
	Magnets	Metal			Desks	Oversized garbage	
	Charcoal grills (portable)	Landfill waste		TE	Fishing rods	Oversized garbage Metal	
	Bicycles	Oversized garbage			TVs	Four designated types of home appliances	Users are charged a fee. (P.23)
	Car parts	Not collected	P.25		Electric blankets	Burnable garbage	Cut the cords and place them in the "Electrical Cords"
	Photos	Burnable garbage			Heated floor mat	Oversized garbage	Cut the cords and place them in the "Electrical Cords"
	Shampoo containers	Recyclable plastics	Including the pump	TO	Electrical cords	Electrical cords	
	Chargers	Electrical cords			Light bulbs	Hazardous waste	
	Shredded paper waste	Burnable garbage			Copper wires	Wire	
	Fire extinguishers	Not collected	P.25		Dead animals	Not collected	Animals found dead outside are collected by the Environmental Affairs Division.
	Food trays	Recyclable plastics			Earthenware	Ceramics	
	Used cooking oil	Used cooking oil	Collected by the Non-Burnable Garbage Treatment Plant		Screwdrivers	Metal	
	Cupboards	Oversized garbage			Hair dryers	Consumer electronics	
	Artificial grass	Recyclable plastics	Please cut into 50 cm or less and place in designated bag		Paint cans	Metal	Remove the contents of the can.
SU	Water tanks	Glassware	Plastic products are "Plastic Composites"	NA	Knives	Metal	
	Canteens/thermoses	Metal			Sinks	Oversized garbage	
	Rice cookers	Consumer electronics			Kitchen waste	Burnable garbage	
	Ski boots	Burnable garbage			Corrugated sheets	Oversized garbage	
	Bamboo screens	Oversized garbage		NI	Bath salt cans	Steel cans	Items marked with Plastic Mark are "Recyclable Plastics"
	Charcoal	Burnable garbage			Dolls (plastic)	Plastic Composites	
	Suitcases	Oversized garbage		NU	Stuffed animals	Waste garments Burnable garbage	Collected by the Non-Burnable Garbage Treatment Plant
SE	Detergent containers	Recyclable plastics			Cloth	Waste garments	Dispose of rags and soiled or torn cloth in "Burnable Garbage"
	Washing machines	Four designated types of home appliances	Users are charged a fee. (P.23)	NE	Cat litter	Burnable garbage	Limited to paper litters
	Clothespins	Plastic Composites			Modeling clay (paper/oil-based)	Burnable garbage	Other types are considered "Landfill Waste"
SO	Vacuum cleaners	Oversized garbage	If it fits in the blue bin, it can be put out as an "Consumer Electronics" as well.	NO	Agricultural equipment	Not collected	P.25
	Sofas	Oversized garbage			Agricultural chemicals	Not collected	P.25
TA	Thermometers	Consumer electronics	Thermometers with mercury inside are only collected by the Non-Burnable Garbage Treatment Plant.	HA	Saws	Metal	
	Scales	Consumer electronics	Remove the batteries		Ash	Landfill waste	
	Tires	Not collected	P.25				

	Item	Category	Important point		Item	Category	Important point
HA	Motorcycles (including parts)	Not collected	P.25	MA	Pillows	Burnable garbage	
	Computers	Non-Burnable garbage Treatment Plant	See P.24 for more information.		Cutting boards	Burnable garbage	Plastic (less than 5 mm thick) is a "Recyclable Plastics"
	Batteries	Not collected	P.25		Miniature light bulbs	Hazardous waste	
	Styrofoam	Recyclable plastics	Always place in designated garbage bags	MI	Sewing machines	Consumer electronics	
	Fireworks	Burnable garbage	Unused items are not collected.		Miniature toy cars	Plastic Composites	
	Toothbrushes	Recyclable plastics	Place electrically powered items in "Consumer Electronics"	MU	Magnifying glasses	Recyclable plastics	Items with glass lenses are considered "Glassware"
	Cutlery	Metal			Glasses	Plastic Composites	
	Insecticide cans	Metal		MO	Motors	Not collected	P.25
	Clothes hangers (plastic)	Recyclable plastics	"Plastic Composites" are plastic items that contain materials other than plastic		Blankets	Waste garments	Dirty or damaged items should be disposed as "Burnable Garbage"
HI	Clothes hangers (metal)	Wire		ME	Monitors	Consumer electronics	
	Pianos	Not collected	P.25		Drying poles	Oversized garbage	
	Polypropylene bands	Recyclable plastics	Please cut into 50 cm or less and place in designated bag	YA	Drying racks	Landfill waste	
	Video cameras	Consumer electronics	Can be thrown away as "Small Consumer Electronics"		Kettles	Metal	
	Video tapes	Recyclable plastics	Please cut the tape into pieces of 50 cm or less and place them in the designated bag.	YU	Baseballs	Burnable garbage	
	Hibachi braziers	Ceramics			Teacups	Ceramics	
	Fertilizers	Landfill waste		YO	Outfits	Waste garments	Dirty or damaged items should be disposed as "Burnable Garbage"
FU	Beach balls	Recyclable plastics			Reed screens	Oversized garbage	
	FAX	Consumer electronics		RA	Lighters	Landfill waste	
	Buddhist altars	Not collected	P.25		Rackets	Plastic Composites	Tennis or badminton rackets
	Futons	Oversized garbage			Boomboxes	Consumer electronics	
	Futon covers	Waste garments	Dirty or damaged items should be disposed as "Burnable Garbage"		Plastic wrap	Recyclable plastics	Excluding the paper core and box
	Planters	Recyclable plastics	Remove the soil and wash	RI	Remotes	Consumer electronics	Can be thrown away as "Small Consumer Electronics"
	Printers	Consumer electronics			Backpacks	Waste garments	Dirty or damaged items should be disposed as "Burnable Garbage"
HE	Bathtub lids	Oversized garbage		RE	Refrigerators	Four designated types of home appliances	Users are charged a fee. (P.23)
	Beds	Oversized garbage			Bricks	Landfill waste	
	Plywood	Oversized garbage		RO	Lockers	Oversized garbage	
	Helmets	Plastic Composites			Candles	Burnable garbage	
	Paint	Not collected	P.25	WA	Wire	Wire	
HO	Toilet seats	Plastic Composites			Word processor devices	Consumer electronics	
	Hubcaps	Not collected	P.25	<div>  </div>			
	Brooms	Burnable garbage					
	Knives(kitchen)	Metal					
	Bowling balls	Landfill waste					
	Ballpoint pens	Plastic Composites					
	Ice packs	Burnable garbage					
	Polyethylene tanks	Plastic Composites	Items too big to fit in the blue bins are considered "Oversized Garbage"				

Illegal garbage disposal is a crime.



Illegal garbage disposal is throwing garbage on roads, forests, vacant lots, etc., without proper disposal and is prohibited by law. Any violation of the law will result in a penalty of up to five years in prison, a fine of up to 10 million yen, or both. In the case of a corporation, the penalty is a fine of up to 300 million yen.

It is a violation to take recyclable materials away from the site.



It is a bylaw violation to take away recyclable materials that have been put out to the garbage collection site. Those who violate the rules will be required to refrain from carrying away recyclable materials, and a fine of up to 200,000 yen will be imposed if they fail to do so. If you find someone taking away recyclable materials, do not immediately alert them, but contact the City Hall (☎0566-95-0126, or 0566-83-1111 on weekends, holidays, and when the City Hall is closed) or the police. In such cases, please provide information such as date, time, location, characteristics of the person, and in the case of a car, the model and license plate number of the car.

Frequently Asked Questions



Q It is past the time to put out burnable garbage, but I have some garbage left over, so can I still put it out after 8:00 a.m.?

A Please do not put out garbage other than on garbage collection days from 5:00 to 8:00 a.m. Even if it looks like there is garbage left, it may have already been collected.

Q There are dead animals on the road. What should I do?


A The Environmental Section will collect them. Please call ☎0566-95-0126.
*They cannot collect if the animal has died on private property.

Q Can I put out my garbage from work at the collection site?

A Garbage from work is considered Commercial waste and cannot be put out for city collection. Please dispose of them at your own responsibility. (see page 25).

Q Why is my garbage not collected, and why is there a red sticker on it?

A Garbage improperly separated or not in the designated bags will not be collected, even if it is put out during collection hours. Please make sure to separate them correctly and put them out again.



Chiryu City promotes the 3Rs

Let's create a sustainable future together!



*The illustrations in this booklet are mainly from the Ministry of Economy, Trade and Industry and the Japan Containers and Packaging Recycling Association websites.

Do not copy or reprint without permission.